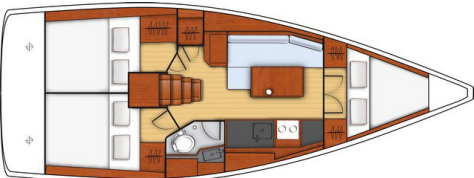
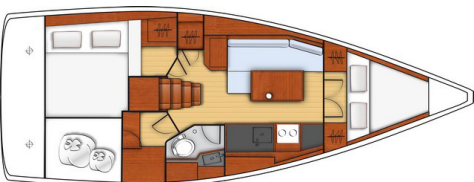
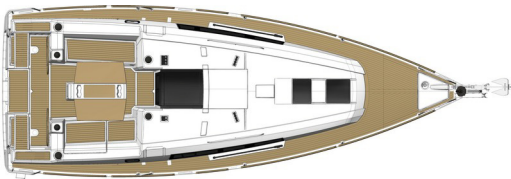




Sailing dinghy - Option: Arch



## GENERAL SPECIFICATIONS

• L.O.A:	10,45 m	34'3"
• Hull length	9,97 m	32'9"
• L.W.L.	9,70 m	31'10"
• Beam	3,72 m	12'2"
• Light displacement:	5 966 kg	13,149 lbs
• Deep draft	1,94 m	6'4"
• Deep ballast weight	1 559 kg	3,436 lbs
• Shallow draft	1,56 m	5'1"
• Shallow ballast weight	1 825 kg	4,022 lbs
• Air draft	15,60 m	51'2"
• Lifting keel version	1,23/2,39 m	4'7"/10"
• Lifting keel version ballast weight	2 151 kg	4,741 lbs
• Fresh water capacity:		
- standard	130 L	34 US Gal
- Option	200 L	53 US Gal
• Fuel capacity	130 L	34 US Gal
• Engine power	30 HP	30 HP

## ARCHITECTS / DESIGNERS

- Naval Architect: Finot - Cong
- Outside & interior design: Nauta Design

## CE CERTIFICATION

- Category A - 6 people
- Category B - 8 people
- Category C - 10 people

## STANDARD SAILS DIMENSIONS

• Mainsail	25,75 m <sup>2</sup>	277 sq ft
• Furling mainsail	22,00 m <sup>2</sup>	237 sq ft
• Genoa (106 %)	28,65 m <sup>2</sup>	308 sq ft
• Asymmetrical spinnaker	78,84 m <sup>2</sup>	849 sq ft
• Code 0	47,83 m <sup>2</sup>	515 sq ft
• Self-tacking jib	20,77 m <sup>2</sup>	223 sq ft
• I	12,45 m	40'10"
• J	4,29 m	14'1"
• P	12,20 m	40'
• E	3,90 m	12'10"



## STANDARD EQUIPMENT

### CONSTRUCTION

- Design in accordance with European Directive requirements and according to CE certification
- Monolithic hull design in polyester
- Monolithic structural inner moulding bonded to the hull
- Injected deck construction in glass fiber and Saerform foam sandwich, covered with non-slip diamond pattern
- Hull-deck join screwed, bonded and trimmed with 1 bulwark
- Cast iron keel fixed with bolts and stainless steel backing plates
- 2 Underhung rudders with stainless steel stock
- White coloured hull - Grey metal hull graphics

### DECK EQUIPMENT

#### RIGGING

- Standard mast 9/10 anodized aluminium deck stepped, 2 aft-swept spreaders
- Anodised aluminium boom
- Discontinuous stainless steel standing rigging
- 1 Backstay: Bridle
- Rigid boom vang with tackle
- Genoa furling system with drum on the deck
- 2 Genoa tracks with piston adjusted traveller cars
- 2 Genoa sheet return stainless steel fairleads
- Rigging run back to cockpit (except boom topping lift)
- Complete running rigging: Main halyard, genoa halyard with clutch on mast and cleat, Boom topping lift with cleat on mast, Mainsheet, 2 Genoa sheets, 2 Automatic reefing system
- 4 clutches, 4 Jamming cleats
- Mainsail sheet in cockpit bottom (1 Fixed point)
- optional extra:
  - Fixed composite arch, with incorporated LED lighting
  - 2 Stand-up blocks for mainsail sheet

#### WINCHES

- 2 Self-tailing genoa sheet winches (H40.2 STA)
- 1 Self tailing winch (H35.2 STA)
- 1 Aluminium "Speed Grip" winch handle, 1 Winch handle box

#### SAILS

- Furling genoa with UV protective strip
- Semi full batten mainsail with slider (with logo) (Roller slides for fully battened mainsail)
- Lazy Jack and Lazy Bag in Natural colour

#### MOORING LINES - MOORING

- Self-draining chain locker - Clench bolt - Hatch cover
- Single stem roller
- 6 Aluminium mooring cleats - Stainless steel chafing plate

#### SAFETY ON DECK

- 1 Open stainless steel pulpit, 2 Stainless steel pushpits
- 1 Lifebuoys support bracket
- Double guard lines and stainless steel stanchions
- Side boarding gate on either side
- Welded ring on pushpit for flag

### COCKPIT

- Self-draining cockpit
- 1 Cockpit locker
- 2 Lockers in cockpit bottom - Side helm's seats
- 1 Liferaft locker - aft cockpit (0,95 m x 0,59 m x 0,36 m / 3'1" x 1'11" x 1'2")
- Natural solid wood slatted cockpit benches (1,50 m x 0,50 m / 4'11" x 1'8")
- Table with compac top, Handrails
- 2 Steering wheel consoles: Stainless steel steering wheels - 800 mm diameter / 2'7" - Leather covered - Steering gear at the helm station - metal cable transmission system - Stainless steel handrail - navigation instrument support (optional instruments) - Cup holder
- 2 Steering compass
- 2 Deck access points to tiller system
- 1 Emergency tiller
- Portside engine control and control panel
- 2 Hinged PMMA companionway doors - Sliding hatch made of PMMA
- 1 Swimming ladder

### SWIM PLATFORM / STERN DECK (Exclusive Trim level)

- Fully opening transom, convertible to bathing platform (2,60 m x 0,70 m / 8'6" x 2'4")
- Gas strut opening (manual), 1 Stainless steel integrated telescopic swimming ladder

### INTERIOR

- Alpi Mahogany interior wood
- Parquet type laminated floors
- Fabric lined hull in saloon and forecabin
- Fabric upholstery
- Mattresses in the cabins, HR35kg/m3 foam

### COMPANIONWAY

- Headroom: 1,85 m / 6'1"
- GRP saloon companionway coated with non-slip surface on the steps
  - 2 Leather covered stainless steel handrails

### LONG GALLEY ON STARBOARD VERSION

#### HANGING LOCKER - PORT SIDE

- Beam: 50 cm / 1'8"

#### SALOON - PORT SIDE

- Headroom: 1,90 m / 6'3"
- L-shaped saloon bench seat
  - Storage under bench seats
  - Saloon table with one-piece wood top - 2 feet
  - High, closed units
  - Chart table (with opening top) - Reading light
  - Shelves with fiddles
  - 1 Coachroof panoramic window with curtain
  - 2 Hull portholes with curtain
  - 1 Opening deck hatch with mosquito blind
  - 1 Opening porthole in coaming
  - 6 Overhead lights

#### FORWARD CABIN

- Headroom: 1,80 m / 5'11"
- Central double bed (1,75 m x 2,00 m x 0,45 m / 5'9" x 6'7" x 1'6")
  - 2 Hanger closets
  - Drawer under the bed
  - 1 Opening deck hatch with fan, mosquito blind
  - 2 Hull portholes with curtain
  - 2 Reading lights

**LENGTHWAYS GALLEY COUNTER - STARBOARD**

Headroom: 1,90 m / 6'3"

- Laminated worktop - Taupe
- 1 Stainless steel sink - 1 Rectangular stainless steel basin - 1 Hot/cold water mixer tap
- 1 2 hobs stainless steel gas cooker on mounting
- Unit (Drawer & Cupboards)
- Front opening refrigerator (12 V - 130 L / 34 US Gal)
- Cubby hole locker, Bin
- 1 Coachroof panoramic window with curtain

**2 cabins layout****STARBOARD AFT: Interior stowage space**

Headroom: 1,75 m / 5'9"

- Direct access from the saloon
- Allows direct access to the cockpit locker

**PORT AFT: 1 Cabin**

Headroom: 1,75 m / 5'9"

- Dimensions - Berths: 1,73 m x 1,98 m / 5'8" x 6'6"
- 1 Overhead light, 2 Reading lights
- Open shelving
- Padding upholstery along the hull
- 1 Wood hanging locker
- Deck house opening porthole

**3 cabins layout**

Headroom: 1,75 m / 5'9"

- 2 Aft cabins
- Dimensions - Berths: 1,45 m x 2,00 m / 4'9" x 6'7"

**AFT STARBOARD HEAD COMPARTMENT**

Headroom: 1,90 m / 6'3"

- Access through saloon
- 1 Washbasin, 1 Mixing tap hot/cold water, Shower
- 1 Manual marine toilet with 80 L / 21 US Gal rigid reserve
- Cabinet, 1 Mirror, Toilet accessories, Peg
- 1 Overhead light
- 1 Opening portlight with curtains in the coachroof side window

**L-SHAPED GALLEY ON PORT SIDE VERSION**

- Replacing the hanging locker and the chart table
- Galley with 100 L / 26 US Gal cool box instead of the 130 L / 34 US Gal fridge
- Full hull width saloon: Bench seat on port and starboard sides, Large saloon table with 2 leaves and bottle rack, Retractable chart table on starboard side

**ENGINE**

- Engine Yanmar Diesel 30 hp / 30 HP Sail Drive
- Engine control - Control panel in cockpit
- Engine compartment: Soundproofing foam - Ventilation: 2 Air intakes and 1 powered air expulsion
- 1 Alternator - 12 V / 125 Ah
- 1 Rotomoulded diesel tank 130 L / 34 US Gal - Gauge at the chart table - 1 Deck filler
- Filters: Sea water - Diesel - Water separator
- Fixed three blades propeller
- 1 Engine access through companionway - 3 access to engine by the sides of the companionway

**ELECTRICITY**

- 12 V circuit
- 1 Service battery (80 Ah) - 1 Engine battery (80 Ah)
- 1 Power distributor
- 12 V electrical panel
- 1 12 V Socket
- LED navigation lights: 1 Masthead light - 1 Engine navigation light - 1 Anchor light on masthead
- Wire runs for option cables

**PLUMBING**

- 1 rotomoulded freshwater tank (130 L / 34 US Gal)
- 1 Deck filler
- Water unit
- 1 80 L / 21 US Gal rigid holding tank
- Electric pump & Shower draining
- Water heater (25 L / 7 US Gal) - engine use (220 V)

**GAS**

- Gas cylinder locker - starboard aft cockpit (25 cm x 27 cm x 40 cm / 10" x 11" x 15")
- Regulator and safety tap



## TRIM LEVEL

	ESSENTIAL	EXCLUSIVE
• B&G Electronic: 1 Triton 2 Graphic display (Port steering console)	■	■
• B&G Electronic: Sensor (Log, Speedometer, Temperature)	■	■
• Wind Sensor B&G (Windvane, Anemometer)	■	■
• Windex Windvane	■	■
• Hot/cold water cockpit shower	■	■
• 1000 W Electric windlass - Remote control	■	■
• Hifi: Fusion + Interior loudspeakers & Waterproof exterior speakers	■	■
• Full 12/230 V system (Inside sockets, 40 Amperes battery charger, Shore power socket)	■	■
• 2 Additional 80 ampères service batteries	■	■
• Solid wood slatted aft platform		■
• Solid wood slatted helmsman grid seats		■
• 2 halyard bags		■
• LED indirect lighting in saloon		■

## PACKS

### ELECTRONIC PACK, B&G

- 1 7" wide wireless screen - Port steering console (Triton 2 pass to starboard)

### PERFORMANCE PACK (Incompatible with cradle option of the mainsail and "Luxe" cockpit table)

- Elongated classic mast (+ 1 m / 3'3")
- Performance Elvström Windward 300+ Sails (Mainsail: 28 m<sup>2</sup> / 301 sq/ft - Genoa: 32,50 m<sup>2</sup> / 349 sq/ft)
- German System (Two-way mainsheet at the helm station)
- Flat deck furler
- Adjustable genoa traveller
- Mainsheet Dyneema
- Cascading backstay
- Performance hull decoration



## OPTIONS

### B&G Electronic

- B&G NAC3 autopilot + Control at steering station
- B&G V50 VHF, AIS receiver function
- AIS 500
- ForwardScan Sensor (Forward underwater vision)

### Rigging - Sails

- Anodized mast furling system with Mylar - Taffetas mainsail
- Asymmetrical spinnaker rigging + Code 0 rigging + 2nd bow roller and Bobstay
- Self-tacking jib hardware
- Code 0 with "Top Down" furling system
- Self-tacking jib (replacing genoa)
- Asymmetrical spinnaker
- Backstay adjustment (Except on mast with in-mast furling)
- Genoa sheet track leads adjustable from the cockpit
- 2 Flag halyards

### Winches

- Electric genoa sheet winch (H40.2 STAEH), in lieu of standard
- Port electric primary winch (H40.2 STAEH), in lieu of standard
- Coach roof winch to starboard - manual (H35.2STA) + Clutches

### Hull - Deck - Cockpit

- Ballasted boat version - Centreboard cast iron
- Grey "Perle" hull
- Blue-grey hull
- Mainsail arch
- Slatted solid wood side decks
- Solid wood decking on cockpit sole
- "Luxe" cockpit table
- PVC cover - White ("Luxe" cockpit table)
- Cockpit fixed portholes for the aft cabin(s)
- Cockpit opening porthole for aft cabin(s)
- Silver Coachroof sprayhood
- Silver Cockpit Bimini
- Nette Dusk Cockpit cushions
- Inflatable gangway
- Inflatable swimming pool
- Pump for tender or inflatable structure (12 V)
- Bow thruster
- 3 folding blades propeller
- Windlass control in cockpit with chain counter (fixed)
- Shore freshwater supply
- Outboard engine bracket (Pushpit)

### Interior equipment

- Interior woodwork: Alpi Blond Oak
- Saloon table extension (for lengthways galley counter)
- 1 Additional pouffe in saloon
- Interior upholstery: Chine Moka, Taupe PVC
- Upholstery padding (Saloon and Cabins): Anthracite Grey or Taupe
- TV LED 19" in the saloon, Player DVD, MP3
- Stainless steel 2 burner oven/grill cooker on mounting (in lieu of standard)
- Microwave
- Slatted bed base
- Double berth in saloon (+ 1 Stool)
- Wooden companionway steps
- Separate shower:
  - 2 cabins layout



- Quiet Flush electric toilet
- Additional freshwater tank (200 L / 53 US Ga)
- Sea water foot pump
- Mosquito nets
- Forced air heating fuel
- Air conditioning
- 6,4 kVA Generator (for 2 cabin layout, only)
- Converter 12 V

