

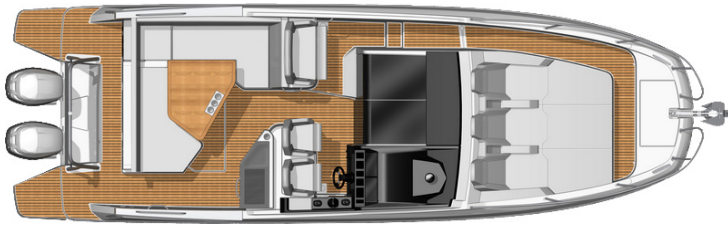


**BENETEAU**

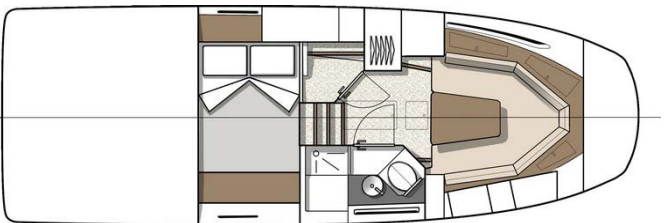
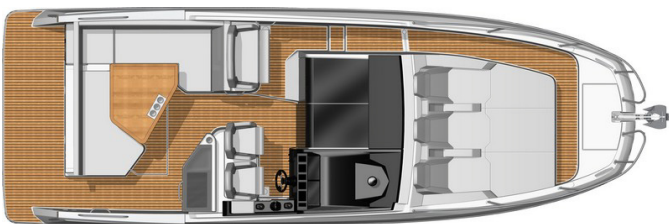
# Gran Turismo 32

Provisional Specifications

Outboard version



Inboard version



## GENERAL SPECIFICATIONS \*

• L.O.A:	9,95m	32'8"
• Hull length:	9,63m	31'7"
• Overall width:	3,35m	10'12"
• Beam:	3,32m	10'11"
• Draught (min/max):	0,80 - 1,30m	2'7" - 4'3"
• Air draft:		
- standard:	2,98m	9'9"
- with T TOP:	4,31m	14'2"
• Inboard version:		
- Light displacement (EC):	5 813kg	12,812 lbs
- Fuel tank:	2 x 360L	2 x 95 US Gal
• Outboard version:		
- Light displacement (EC):	5 377kg	11,851 lbs
- Light displacement without engine:	4 611kg	10,163 lbs
- Fuel tank:	2 x 400L	2 x 106 US Gal
• Water tank:	160L	42 US Gal
• Max engine certification:	700 HP	700 HP
• Driving shaft length (Twin engine):	XXL / 762mm	30"

## ARCHITECTS / DESIGNERS

- Hull development: BENETEAU Powerboats
- Designers: Style & Design / Andreani Design

## EC CERTIFICATION \*

- Category B - 8 people
- Category C - 11 people

## AIR STEP SYSTEM®

- R.L. JEANTET
- P. TABLEAU
- M. TRONQUEZ

\* Provisional specifications, boat in process of certification.



## STANDARD EQUIPMENT

### CONSTRUCTION

#### HULL

- Technology: Air Step®
- Patent: Beneteau

#### Composition:

- Sandwich (Polyester sandwich - Glass fiber - Balsa core)
- White hull

#### DECK

#### Composition:

- Sandwich (Polyester sandwich - Glass fiber - Balsa core)

### DECK EQUIPMENT

#### MOORING LINES - MOORING

- Stainless steel bow fitting with roller
- Self-bailing mooring locker with hatch cover
- Eye bolt to secure mooring
- 2 Forward cleats + 2 Cleats amidships + 2 Aft cleats in aluminium, 300 mm / 12"

#### SAFETY ON DECK

- Stainless steel open pulpit
- 2 Handrails 600 mm on cockpit coamings
- 2 Handrails 600 mm on rear of cockpit bench seat
- 1 Handrail 300 mm for safety
- 3 Handrails 190 mm
- Stainless steel security door

#### COCKPIT

- Wide and deep self-bailing cockpit (Freeboard: 0,74m / 2'5")
- 8 persons saloon convertible to sun deck
  - Rear bench seat with back that can be converted into sun deck: 1,80 x 0,90m / 5'11 x 2'11"
  - Natural solid wood cockpit table (1,05m x 1,20m / 3'5" x 3'11"), convertible into sun pad
  - Side seat with footrest
- 3 Glass holders incorporated into cockpit table
- 1 Large lockable central cockpit locker with gas piston assisted opening
- 1 Port cockpit locker
- 1 Space for lift raft on aft transom
- Telescopic swimming ladder
- Cockpit shower
- Aluminium fuel tanks in a sealed and ventilated compartment
  - Outboard version: 2 x 400L (2 x 106 US Gal)
  - Inboard version: 2 x 360L (2 x 95 US Gal)
- 2 Fuel filler on aft freeboards
- All-round light on samson post
- Navigation lights (Port and starboard)
- Forward sun deck: 1,95m x 1,85m / 6'5" x 6'1"

#### COCKPIT GALLEY

- Glass hatch cover with power-assisted closing
- Sink with retractable tap, Storage
- 1 Gas cooker 2 burners
- Handrails
- Storage x 2
- Place for additional fridge (Option)
- 1 Cup holder
- Lighting: 5 Spot cockpit / 1 Two-tone spotlight in steering station

### STEERING STATION

- Hard-top in polyester with built-in electric sunroof
- 1 Integrated electric wiper
- Translucent glass windscreen with access door at front
- Dashboard with location for electronics, max. 16" screen, rpm and trim
- Fuel gauge
- 12V socket
- Sports steering wheel
- Location for top gas throttle (Throttle and instruments delivered with pre-rigging)
- Arm-rest with glovebox storage function
- 2 Cup holders
- Fitted footrests
- Starboard stowage
- Adjustable helmsman's seat with integrated Bolster function
- Adjustable second helmsman's seat with integrated Bolster function
- Copilot hand rail
- Port 2 passengers bench seat with integrated Bolster function
- Passenger hand rail
- Access to the cabin via sliding door made from grey PMMA

### INTERIOR

- Woodwork Alpi Walnut
- Brown oak laminated floors
- Interior upholstery: Cushy Limestone

### COMPANIONWAY

Headroom = 1,87m / 6'2"

- Galley unit + 80 L refrigerator
- Space for microwave oven - 220V (optional extra)
- Lighting from 1 ceiling light

### FORWARD CABIN

Headroom = 1,82m / 6'

- Saloon convertible into double berth (1,96 x 1,70m max / 6'5" x 5'7" max)
- Stowage under forward seats
- 5 Storage cubbyholes behind saloon seat backs
- 3 Upper storage cubbyholes to starboard
- 2 Port and starboard storage furniture
- Lighting:
  - 4 Overhead lights
  - 2 Reading lights
  - Indirect lighting
- Ventilation provided by 3 opening portholes
- Side glazing
- Blackout curtains

### MID-CABIN

Headroom = 0,52 - 0,75m / 1'8 - 2'6"

- Berth (2,02m x 1,48m / 6'8" x 4'10")
- Panoramic hull window to port, with opening porthole
- Storage cubbyhole
- Lighting provided by 2 overhead lights and 2 reading lights

### HEAD

Headroom = 1,87m / 5'8"

- Lighting from 1 ceiling light
- Basin with mixer tap
- Mirror
- 3 Storage cupboards
- 1 Storage furniture with toilet paper holder
- Towel rail
- 1 Opening porthole
- Shower separated by translucent door
- Marine toilet
- 80 L / 21 US Gal rigid holding tank



## ENGINE

---

Outboard version:

- Hydraulic steering: SEASTAR POWERassist
- Pre-rigging available as an option

Inboard version:

- Stern Drive propulsion, Choice of engines:
  - Petrol version: Mercruiser 2x250 HP (2x4,5L V6 Bravo3 DTS)
  - Petrol version: Mercruiser 2x300 HP (2x6,2L V8 Bravo3) + Joystick (Steering Mercury)
  - Diesel version: Mercruiser 2x230 HP (2x3L V8 Bravo3)
  - Diesel version: Mercruiser 2x260 HP (2x3L V8 Bravo3) + Joystick (Steering Mercury)
- Joystick Docking (depending on engine version)
- Fuel filter with decanter
- Seawater filter
- Air intakes on the deck for engine compartment cooling
- Engine room foam soundproofed (In version IB)

## ELECTRICITY

---

- 12 V electrical panel
- Installation for engine batteries delivered with the pre-rigging or refrigerator (Maximum: 3 batteries not delivered)

## PLUMBING

---

- 1 Manual bilge pump
- 2 Electric bilge pumps
- Pressured cold water
- Hot water circuit on shore power socket or generator (Comfort Trim level)
- Water filling drain plug

## VERSION

### STANDARD UPHOLSTERY VERSION

---

- PVC NAUTILUS Asparagus + Concrete upholstery:
  - Saloon cockpit
  - Helmsman's seat + second helmsman's seat + passenger bench seat
  - Forward sun deck 4 mattress

### ELEGANCE UPHOLSTERY VERSION

---

- PVC SILVERTEX Plata + Sterling + Cognac upholstery:
  - Saloon cockpit
  - Helmsman's seat + second helmsman's seat + passenger bench seat
  - Forward sun deck: 2 Mattress + Headrests + Arm rests

## TRIM LEVEL & PACKS

### TRIM LEVEL

---

#### COMFORT TRIM LEVEL

- Electric windlass
- Bow thruster (battery not delivered)
- Water heater 25L 230V
- 230 V electrical circuit with dock plug + charger
- Cockpit courtesy lights
- ZIPWAKE automatic trim system

### ELECTRONICS PACKS

---

#### ELECTRONIC PACK

- 12" GARMIN 8412 xsv Multifunction screen (chart not included)
- GARMIN GT21-TH Sensor

#### ELECTRONIC - UPGRADED PACK

- 16" GARMIN 8416 xsv Multifunction screen (chart not included)
- GARMIN GT21-TH Sensor

#### SOUND PACK

- Fusion MS-RA70N
- Amp
- 4 Exterior speakers (50 W)
- 2 Interior speakers (50 W)

#### SOUND SIGNATURE PLUS PACK

- Fusion MS-RA70N
- Amp (1 600 W)
- 6 Signature sport chrome external speakers, blue LED (230 W)
- 2 Signature sport chrome internal speakers, blue LED (230 W)
- 1 Subwoofer

### SPORT CHIC PACK

---

- Leather covered stainless steel outside handrails
- Cockpit padding
- Steering wheel GT upgrade



## OPTIONS

### INTERIOR ACCOMMODATION / ONBOARD COMFORT

---

- 220V Microwave oven
- 220 V air conditioning inside
- 220 V air conditioning inside with generator
- Internal carpet (Satino romantica)
- TV Antenna
- 22" TV in forward saloon/cabin
- TV pre-assembly (220V)
- Solid wood cockpit (Cockpit + Step + Bathing platform)
- Solid wood cockpit (Cockpit + Step)
- Solid wood decking on port side deck

### EXTERIOR OPTIONS

---

- Complete mooring kit
- Foredeck sunshade
- Protective cases: console + Helmsman's seat + second helmsman's seat + passenger bench seat
- Protective cases: Forward sun deck + Cockpit bench seat, for standard upholstery
- Protective cases: Forward sun deck + Cockpit bench seat, for ELEGANCE upholstery
- Water skiing mast (double arch)
- Gas barbeque on platform
- Additional fridge (49L) in the cockpit
- Aft cockpit closing
- Kenyon grill in outside kitchen (230V - 50Hz) replacing gas oven
- Grey "Perle" hull

### ELECTRICAL SYSTEM

---

- 2 Underwater lights
- Fresh water electric toilet
- Generator (4 KVA)

### WATER SYSTEM

---

- Seawater electric pump
- Direct fresh water intake from the shore

### ENGINE

---

- Suzuki electronic keyless pre-rigging (2 x 300-350 CV/HP)
- Yamaha electronic pre-rigging (2 x 300-350 CV/HP)
- Yamaha JOYSTICK electronic pre-rigging (2 x 300-350 CV/HP)
- Mercury electronic pre-rigging (2 x 300-350 CV/HP Verado)
- Mercury JOYSTICK electronic pre-rigging (2 x 300-350 CV/HP Verado)

### NAVIGATION ELECTRONICS

---

- GARMIN 215i AIS VHF