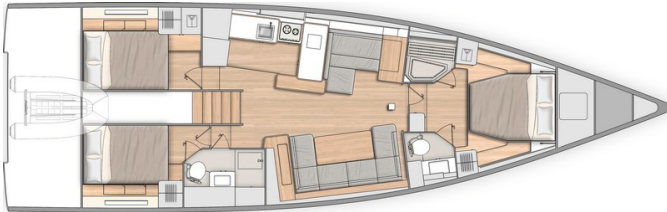
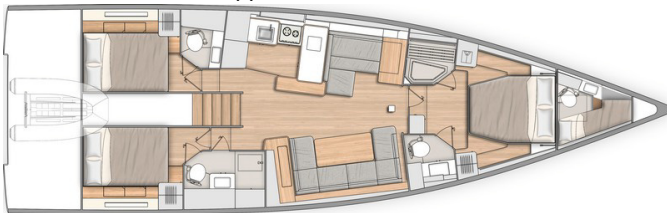




3 cabins 2 heads version:



3 cabins 3 heads - Skipper's cabin version:



GENERAL SPECIFICATIONS *

• L.O.A	17,12m	56'2"
• Hull length	15,98m	52'5"
• L.W.L.	15,40m	50'6"
• Beam	5,00m	16'5"
• Standard draft (T-keel)	2,50m	8'2"
• Standard ballast weight (Cast iron)	4 500kg	9,918 lbs
• Shallow draft	1,95m	6'5"
• Shallow draught keel	2,00m	6'7"
• Weight of shallow draft keel (Cast iron)	5 130kg	11,307 lbs
• Air draft (excluding antennae)	24,00m	78'9"
• Performance air draught (excluding antennae)	25,80m	85'
• Light displacement	16 600kg	36,586 lbs
• Fuel capacity (standard)	400L	106 US Gal
• Fresh water capacity (standard)	720L	190 US Gal
• Engine power:		
- Sail drive (standard)	80 HP	80 HP
- Sail drive Dock&Go (Option)	80 HP	80 HP
- Propeller shaft (Option)	110 HP	110 HP

ARCHITECTS / DESIGNERS

- Naval Architect: BISCANTINI YACHT DESIGN
- Outside & interior design: LORENZO ARGENTO

EC CERTIFICATION *

- Category A - 10 people
- Category B - 12 people
- Category C - 14 people

STANDARD SAILS DIMENSIONS *

ALUMINIUM MAST WITH IN-BUILT FURLER

• Furling mainsail	63,00m ²	678 sq/ft
• Self-tacking jib	51,00m ²	549 sq/ft
• Furling genoa (105 %)	65,00m ²	700 sq/ft
• Code 0	123,00m ²	1,324 sq/ft
• Asymmetric spinnaker	210,00m ²	2,260 sq/ft
• I	19,90m	65'3"
• J	6,80m	22'4"
• P	20,00m	65'7"
• E	6,80m	22'4"

PERFORMANCE CLASSICAL ALUMINIUM MAST (+ 1,80m / 5'11")

• Performance version mainsail	83,00m ²	894 sq/ft
• Self-tacking jib	56,00m ²	603 sq/ft
• Furling genoa (105 %)	70,00m ²	754 sq/ft
• Code 0	135,00m ²	1,453 sq/ft
• Asymmetric spinnaker	260,00m ²	2,800 sq/ft
• I	21,75m	75'2"
• J	6,80m	22'4"
• P	22,00m	75'6"
• E	6,80m	22'4"



STANDARD EQUIPMENT

CONSTRUCTION

- Design in accordance with European Directive requirements and according to CE certification
- ISO 12215 certified structure
- Balsa sandwich infusion hull
- Vacuum infused structural inner liner (Fabrics - resin) bonded to the hull
- Deck in glass fibre/balsa wood sandwich infusion, with non-slip "diamond point" surface
- Cast iron keel attached with bolts and bonded stainless steel backplate
- Twin rudders hung with stainless steel stock
- White coloured hull - Aluminium grey hull decoration
- 8 Hull portholes

DECK EQUIPMENT

RIGGING

- Depending on version:
 - **Aluminium mast with in-mast furling** deck-stepped, 2 Aft swept spreaders
 - **Performance classical aluminium mast** deck-stepped (+ 1,80m / 5'11") 3 Aft swept spreaders
- Split backstay (Hydraulic optional extra)
- Single-strand rigging
- Anodised aluminium boom
- Harken blocks at mast foot
- Rigid boom vang with tackle
- 2 Stand-up blocks for mainsail sheet on mainsail cradle
- 1 Self-tacking jib track with traveller
- All lines brought back to the helm stations (except boom uphaul and Genoa halyard)
- Complete running rigging:
 - Main halyard
 - Genoa halyard with on-mast tensioner
 - Boom topping lift with cleat on mast
 - Mainsheet
 - 1 Self-tacking jib sheet
- Mainsail furler and self-clinching jib furler on deck
- 7 Halyard clutches (1 triple to starboard, 2 doubles to port)
- Halyard covers
- 1 Flag halyard

WINCHES

- 1 Manual self-tailing winch to starboard (H50.2 STA)
- 1 Port side manual self-tailing winch (H50.2 STA)
- 1 Aluminium Speed Grip winch handle
- Stowage of which handles in dedicated space in rope bags

SAILS (INCIDENCES)

- Dacron furling mainsail with Natural UV protection
- Dacron self-tacking jib with Natural UV protection

MOORING LINES - MOORING

- Polyester bowsprit with integrated anchoring gear and bobstay with spinnaker chainplate (for Code 0 and asymmetric spinnaker)
- Self-draining chain locker, Clench bolt, Piston-driven cover
- Single roller stainless steel bow fitting
- 12 V - 1 500 W vertical electrical windlass - Remote control in mooring locker
- 6 Aluminium mooring cleats (Length: 40 cm / 1'4")
- Stainless steel chafing plate

SAIL LOCKER

Access through T70 deck hatch, Passage width: 0,65 x 0,65m / 2'2" x 2'2"

- Stainless steel ladder
- Shelving and stowage trays
- LED lighting
- 1 230V socket

SAFETY ON DECK

- 1 Stainless steel open pulpit
- 2 Stainless steel aft pulpits with integrated fairlead
- 1 Stainless steel aft central pulpit (Height: 960mm / 3'2")
- 4 Stainless steel handrails on coachroof (2 Genoa track)
- 1 Lifebuoy support bracket on aft pulpit
- Wooden flagstaff (1 m/3'3") with integrated support on deck
- Double guard lines and stainless steel stanchions (Height: 620mm / 2') - Side boarding gate on either side
- Emergency ladder on pushpit

COCKPIT

- Self-draining cockpit
- Teck decking
- 2 Sail lockers below cockpit seating
- 2 Stowage lockers behind the cockpit with stainless steel support for the fenders (650 x 390mm / 2'2" x 1'3")
- 1 Access hatch to tender garage
- 2 Cockpit tables on stainless steel fixed base, teak table top with 2 extension leaves, stainless steel cup holders on the ends with handrail function and 1 long handrail along its full length (electric base in trim)
- Natural solid wood slatted cockpit benches
- 2 Aft helmsman's seat with stowage, teak slats
- Side helm's seats, slatted teak
- Foldaway helmsman foot chock
- 2 Steering wheel consoles:
 - Stainless steel steering wheels with anthracite leather covering (diameter 900 mm/2'11") fixed on white, aluminium lacquered pedestal
 - Steering gear at the helm station
 - Stainless steel steering chain transmission system
 - Black lacquered stainless steel hand rail
- 1 Emergency tiller
- 1 Steering compass on port console
- Engine throttle and control panel on starboard
- 1 PPMA folding companionway door in the bottom of the cockpit - Sliding hatch made of PMMA
- Liferaft locker in front of the companionway (Space for 12 place liferaft: 0,96m x 0,59m x 0,40m / 3'2" x 1'11" x 1'4")
- Courtesy lighting (7 LED lighting points, warm white lighting)
- 2 Waterproof exterior speakers

SWIM PLATFORM / AFT TRANSOM

- Fully opening transom, convertible to bathing platform (2,61m x 0,93m / 8'7" x 3'1")
- 3 Folding access steps to the cockpit to starboard
- Electrically controlled opening on console
- Natural solid wood decking on swim platform
- 1 Stainless steel, removable bathing ladder with dedicated stowage in the cockpit

TENDER GARAGE

Accessible from the platform and from the cockpit
Can be used to house a Highfield UL240 type tender (2,48m x 1,69m x 0,80m / 8'2" x 5'7" x 2'7")

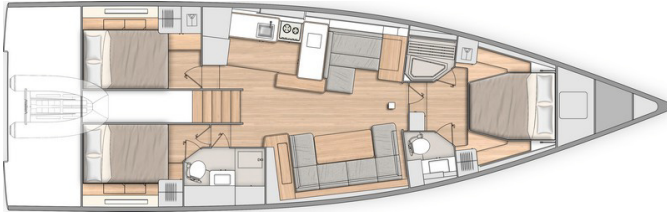
- 1 Touch-operated ceiling LEDs
- Tender launching system, available as an option
- 1 Cockpit shower with mixer tap in the tender garage



INTERIOR

- Alpi walnut woodwork and white lacquered wood (Partitions)
- Alpikord oak floorings
- Lounge Falcon Greige 160 fabric internal upholstery
- Mattresses in the cabins (HR foam 35 kg/m³, thickness 120 mm/5")
- Beige padded ceilings and Apli walnut in the central part of the saloon

Standard version: 3 cabins + 2 heads



COMPANIONWAY

Headroom: 2,00m / 6'7"

- Saloon companionway with 5 hanging steps in Alpikord oak, with non-slip coating, LED lighting below each step
- 2 Valencia Meteor encased stainless steel handrails

SALOON

Headroom: 2,00 - 1,97m / 6'7" - 6'6"

Starboard saloon:

- Long U-shaped bench seat:
 - seats made from HR40 foam
 - soft seating thanks to the memory material trim + padding
- Saloon table, wooden top, 2 fixed aluminium legs
- Storage under bench seats
- 1 Electrical panel to starboard incorporated into a piece of furniture for access to electrical connections
- 2 Portholes with integrated blind
- 2 Coachroof windows with pleated blinds including opening porthole with mosquito net
- 2 Opening deck hatches with mosquito screen/blinds
- Indirect LED lighting below the bench seat and the upper part of the portholes
- 1 Adjustable reading light
- 1 USB port dual port
- 1 230V socket
- Audio:
 - Fusion RA70N entertainment system
 - 2 Interior loudspeakers

Port side chart table:

- Table with storage- moulded wood fiddle - Laminated covering
- Long bench seat with back, chaise-longue function and seat with reclining part to match the list - Seat made from H35 foam + memory material + 2 trim padding
- 2 Portholes with integrated blind
- Storage under bench seats
- 1 Storage space along the hull + 1 Valet tray
- Indirect LED lighting on the upper part of the portholes
- 1 Adjustable reading light
- 1 230V socket, close to forward bulkhead
- 1 USB port dual port
- Pillar with beige cover

GALLEY - PORT

Headroom: 2,01m / 6'7"

- C-shaped galley
- Corian Glacier White work surface with Apli walnut moulded rails
- 1 1 rectangular stainless steel sink - 1 Mixer tap with hot/cold water under pressure
- 1 Gas cooker 3 burners - Stainless steel grill and oven swivels (17L) - Stainless steel protection handrail - Stowage below the oven with drop-down door
- 1 Stowage on work top with top opening (Space for optional 36 L stainless steel cool box, included in the Luxe trim level)
- 12 V 174 L fridge with integrated 16 L freezer (-18 °C), 1 Front opening door
- Fitted lockers and closed shelving
- 1 Bin (20L)
- 1 Base unit: 1 drawer on the side, 2 doors, 1 shelf
- Coachroof window with pleated blinds, including 2 opening portholes with mosquito net

OWNER'S CABIN

Headroom: 2,01 - 1,96m / 6'7" - 6'5"

- Central double bed (2,00m x 1,60m - 1,15m / 6'9" x 5'3" - 3'9") with Lounge Greige 160 fabric padded bedstead
- 1 Bed access sideboard
- 1 Chair on each side of bed with Lounge Greige 160 fabric
- 2 Shoe stowage beneath the bed
- 2 Hanger closets, with incorporated LED lighting
- 1 Central full-height unit with LED lighting: 4 drawers at the bottom, 1 door with 4 shelves, mirror inside the door
- 2 Night tables
- 2 Flexible and adjustable bedside lamps
- 1 T60 flush deck hatch with blind/mosquito net
- 2 Portholes with rigid sliding blind
- 1 230 V power socket on each side of the bed
- 1 dual port USB outlet on each side of the bed
- LED indirect lighting + Spot lighting

2 PRIVATE HEADS

To starboard:

Headroom: 1,92m / 6'4"

- 1 Manual toilet
- 1 80 L / 13 US Gal rigid holding tank
- Work top in Corian Glacier White
- 1 Integrated polyester basin - Mixer tap
- 1 Cabinet - Mirror
- Toilet accessories
- 1 Deck hatch with mosquito screen/blind
- LED indirect lighting + Spot lighting

to port:

Headroom: 1,97m / 6'6"

- Shower with seat and wooden shower base
- 2 Open stowage trays
- 1 Deck hatch with mosquito screen/blind
- LED indirect lighting



PORT AFT CABIN

Headroom: 1,92m / 6'4"

- 1 Double bed (2,04m x 1,40m / 6'8" x 4'7")
- 1 Hanging locker, 1 Cupboard with shelves, with incorporated LED lighting
- 2 Lockers with top opening along the hull
- 1 Bed access sideboard
- 1 Drawer under the bed
- 1 Large storage under the bed, top opening (location for air conditioning option)
- 1 Flexible, swivelling reading light at bedhead
- 1 Flexible and adjustable reading light on the hanging locker
- 1 USB port dual port
- 1 230V socket
- 1 Porthole with rigid sliding blind
- 1 Opening window with below cockpit seat with pleated blind
- 2 Opening windows on coaming with pleated blind (1 with the 3 heads version)

STARBOARD AFT CABIN

Headroom: 1,92m / 6'4"

- 1 Double bed (2,04m x 1,40m / 6'8" x 4'7")
- 1 Hanging locker, 2 lockers with top opening along the hull
- 1 Bed access sideboard
- 1 Drawer under the bed
- 1 Large storage under the bed, top opening (location for air conditioning option)
- 1 Flexible, swivelling reading light at bedhead
- 1 Flexible and adjustable reading light on the hanging locker
- 1 USB socket
- 1 230V socket
- 1 Porthole with rigid sliding blind
- 2 Opening windows with below cockpit seat with pleated blind
- 1 Opening window on coaming with pleated blind

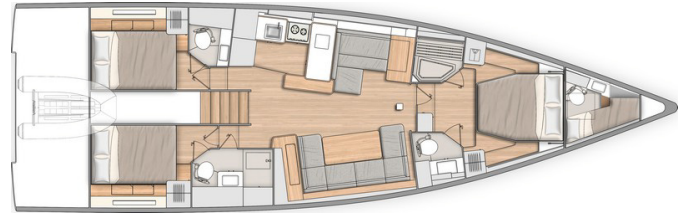
AFT STARBOARD HEAD COMPARTMENT

Headroom: 1,95m / 6'5"

Access from the saloon or the starboard aft cabin

- Separate shower - 1 Mixer tap - White polyester shower base
- Corian Glacier White work top with self-draining storage
- 1 Manual toilet
- 1 80 L / 21 US Gal rigid holding tank
- 1 Washbasin - 1 Mixer tap
- 1 Cabinet + Storage space under the basin
- 2 Mirrors
- Toilet accessories
- 1 Opening porthole on coaming in side window, opaque film, mosquito screen

3 cabins 3 heads version (Option)



This head stands between the galley and the after port cabin: single hanging locker and one opening porthole in the aft cabin

AFT PORT HEAD COMPARTMENT

Headroom: 2,03m / 6'8"

Access by the aft starboard cabin

- Polyester work top with integrated basin - 1 Mixer tap - 1 Shower - White polyester shower base
- 1 Manual toilet
- 1 50 L / 13 US Gal rigid holding tank
- 1 Bathroom cabinet 2 doors
- 1 Mirror above the washbasin
- Toilet accessories
- 1 Opening porthole on coaming in side window, opaque film, mosquito screen
- 1 Fixed window on coaming, opaque film

**ENGINE**

- Engine Yanmar Diesel:
 - 80 HP/80 HP, Sail Drive, Common Rail (standard)
 - 80 HP/80 HP, Sail Drive, Common Rail Dock & Go (Option)
 - 110 HP/110 HP, Propeller shaft, Common Rail (Option)
- Engine control at the starboard helm station - Control panel
- Engine compartment:
 - Soundproofing foam
 - Ventilation: 2 air intakes and 1 forced air outlets
 - Automatic LED lighting
- Engine data visible on the B&G screen
- 1 Alternator (12V / 125 Ah)
- 2 Rotomoulded diesel tank 2 x 200 L/2 x 53 US Gal (under aft berth port and starboard) - Electronic gauge - Low level alarm - 1 Deck filler
- Filters: Seawater - Diesel - Water separator
- Foldaway three-blade propeller
- 1 Engine access through companionway (opening with 2 gas struts)
- 2 Engine access through aft cabins

PLUMBING

- 1 Rotomoulded freshwater tank 380 L / 100 US Gal, under berth in forward cabin - 1 Deck filler
- 2 Rotomoulded freshwater tanks 2 x 150L / 2 x 40 US Gal, under saloon floor, port and starboard - 1 Deck filler
- Pressurised electric water pump - Expansion tank - Inline filter
- 40 L / 11 US Gal Electric water heater (engine use)
- 1 Rigid black water holding tank for each WC
- Electrical shower drain pumps
- 1 Electric bilge pump
- 1 Manual bilge pump
- Transfer valves easily accessible from the companionway

GAS

- 1 Box for 2 gas bottles in the anchor locker (Diameter: 0,28m / 11" x Height: 0,45m / 1'6")
- Regulator and safety tap
- Gas leak detector

ELECTRICITY

- 12 V electrical panel (Breaker, Voltmeter, Water gauge, Fuel gauge, Battery warning, Fuel warning, Water warning) + USB port dual port + Navicolor 3.5" screen
- Radio controlled wireless light switches (no battery) for lighting (excluding heads)
- **Ship Control technology** control numerous functions from the navigation screens (or from a tablet or smartphone using a dedicated app):
 - Anchoring and masthead navigation lights
 - Lighting of boom, spreaders (optional), underwater spotlights (optional)
 - Courtesy light in cockpit
 - Direct lighting
 - Deck searchlight
 - Inverter (Option)
 - Fridge
 - Water unit
 - Bilge pumps
 - Air conditioning (Option)
 - Generator (Option)
 - Audio
 - Monitoring of tanks
 - Battery monitoring
- 12V circuit
- 3 AGM service batteries (140 Ah)
- 1 AGM engine battery (100 Ah)
- Battery cut-off switch easily accessible from the companionway
- 1 Battery charger (60 Ah)
- 1 Power distributor
- 10 230V Sockets:
 - 2 in the forward cabin
 - 1 in the forward port head
 - 1 in the aft cabins
 - 1 in the saloon (Starboard)
 - 1 at chart table
 - 1 in galley
 - 1 in the engine compartment
 - 1 in the sail locker
- 6 Dual USB socket:
 - 2 in the forward cabin
 - 1 in the aft cabins
 - 1 on the electrical panel
 - 1 at chart table
- 1 Shore power socket 230 V, next to the helm station
- LED lighting:
 - Overhead lights, with dimmer
 - Reading lights
 - Indirect lighting, with dimmer
- LED navigation lights:
 - 1 Masthead light
 - 1 Steaming light
 - 1 Anchor light on masthead
- Deck searchlight (Halogen)
- Wire runs for option cables



TRIM LEVEL & PACKS

TRIM LEVEL

	CONFORT	LUXE
<ul style="list-style-type: none"> Coastal B&G Pack 1 Port electric Harken H50.2 STAEH rigging winch (in lieu of standard) Windlass control in cockpit with chain counter Tilting transom remote control Tunnel or retractable bow thruster, depending on choice of trim level + 4 Dedicated batteries (50 Amps - 12V) + 1 Battery charger (30 Amps - 24V) TECMA electric fresh water/sea water WC in the owner's head IBS sensor 2 Additional 140 ampères service batteries Additional 40 ampères battery charger Electrical engine control on the starboard console Mosquito nets for opening portholes Spring mattress in the owner's cabin (thickness: 180mm / 7") 	<ul style="list-style-type: none"> ■ ■ ■ ■ ■ ■ ■ ■ ■ ■ ■ 	<ul style="list-style-type: none"> ■ ■ ■ ■ ■ ■ ■ ■ ■ ■ ■
<ul style="list-style-type: none"> Offshore B&G Pack 2 Electrical bases for the cockpit tables for use as sundeck Cockpit table covers, Charcoal Grey Diamante Snow exterior cockpit upholstery: <ul style="list-style-type: none"> seats and backs on the cockpit benches: Filter foam 80 mm/3" thickness (Density: 60F + 20S) Helm seats: stainless steel backrest and upholstery on back 2 Companionway sundecks with reclinable backs (ratchet system) 2 Cushions for the cockpit tables for use as sun deck Quiet Flush fresh water/seawater electric WC in the aft starboard head 36 L cool box with access from the galley work top, stainless steel tank (temperature adjustable from +10 °C to -12 °C) 		<ul style="list-style-type: none"> ■ ■ ■ ■ ■ ■ ■ ■ ■ ■

ELECTRONICS PACKS: B&G

	COASTAL (included in the Confort trim level)	OFFSHORE (included in the Luxe trim level)
<ul style="list-style-type: none"> Port and starboard helm stations: <ul style="list-style-type: none"> 1 12" Zeus³ wide wireless multi-function touchscreen (GPS, Chart plotter, Card reader - Navionics Silver cartography included) Windvane, Anemometer B&G Sensor (Log, Speedometer, Temperature) PC interface V90S VHF radio fixed to the chart table, AIS receiver function Windex Windvane Protective covers for helm & consoles (Charcoal Grey) 	<ul style="list-style-type: none"> ■ ■ ■ ■ ■ ■ ■ 	<ul style="list-style-type: none"> ■ ■ ■ ■ ■ ■ ■
<ul style="list-style-type: none"> Pilot B&G NAC3 WR10 Wireless autopilot remote control H50 wireless VHF set 		<ul style="list-style-type: none"> ■ ■ ■



RIGGING PACKS (Compatible with the 2 masts)

	DOWNWIND	UPWIND	DOWNWIND + UPWIND
• German System (Two-way mainsheet at the helm station + 2 additional clutches to starboard and 2 to port)	▪	▪	▪
• 2 Genoa winches (H60.2STA) + 1 Winch handle	▪	▪	▪
• Asymmetrical spinnaker rigging / Code 0	▪		▪
• Dacron genoa on furler		▪	▪
• Genoa sheet track on the coachroof + Genoa sheets		▪	▪

STAYSAIL RIGGING PACK (Compatible with the 2 masts)

- 1 Clutch to starboard
- 1 Wichard double chainplate on forward deck for removable forestay
- 1 Dyneema halyard sheave with block for staysail

SELF-TACKING RIGGING PACK (for the Upwind or Upwind+Downwind pack for storing the self-tacking jib traveller)

- Self-tacking jib sheet
- 1 Traveller for the self-tacking jib track
- 2 Harken Element simple blocks (E60 + E80)

HARKEN AST PACK (for mast with in-mast furling or classical mast, incompatible with the rigging packs)

- 1 Rewind Harken H46.2 STAEH AST electric winch - 12V
- 2 Rewind Harken H60.2 STAEH AST electric Genoa winch - 12V
- System Harken AST - 1 dedicated screen on the port console which can be used to activate 3 full functions for navigation until complete control:
 - Automatic sail adjustment
 - Assisted tacking changes
 - List limiter
- Emergency stop system on the port console + audible alarm
- Asymmetrical spinnaker rigging/Code 0
- Genoa sheet track on the coachroof + Genoa sheets
- Dacron genoa on furler

MOORING PACK

- Delta 32 kg/71 lbs anchor (galvanized steel) (stainless steel anchor upgrade as an option)
- Chain (Diameter: 12mm / 1/2" - Length: 85m / 279')
- Line (Diameter: 22mm / 7/8" - Length: 4m / 13'1")
- 6 Fenders:
 - 4 XL (Diameter: 300mm / 12" - Length: 880mm / 2'11")
 - 2 L (Diameter: 250mm / 10" - Length: 700mm / 2'4")
- 4 Moorings lines (Diameter: 18mm / 11/16" - Length: 15m / 49'3")

MOORING PACK (inflatable)

- Delta 32 kg/71 lbs anchor (galvanized steel)
- Chain (Diameter: 12mm / 1/2" - Length: 85m / 279')
- Line (Diameter: 22mm / 7/8" - Length: 4m / 13'1")
- 6 Fenders (Diameter: 360mm / 1'2" - Length: 1 200mm / 3'11")
- 4 Moorings lines (Diameter: 18mm / 11/16" - Length: 15m / 49'3")



BENETEAU

Oceanis Yacht 54

Provisional Specifications - Europe

OPTIONS

NAVIGATION ELECTRONICS: B&G

- 4G Radar (Halo 20+)
- Chart table: 12" Zeus³ wide wireless multi-function touchscreen
- H50 wireless VHF set
- Forward Scan Sensor (Forward underwater vision)
- AIS - NAIS 500

RIGGING - SAILS

- FurlerBoom V-shaped boom furler, grey lacquer
- Electric Genoa furler below deck
- Aluminium canoe boom, Sparcraft grey lacquer
- Hydranet mainsail
- Hydranet self-tacking jib (in place of the Dacron, standard)
- Genoa Hydranet (implies rigging pack)
- Code 0 with "Top Down" furling system

WINCHES

- 2 Electric Harken genoa sheet winches (H60.2 STAEH)
- 1 Harken starboard manoeuvre electric winch (H50.2 STAEH)

HULL - DECK - COCKPIT

- Pearl grey gel-coat (Hull & Bowsprit)
- Blue grey gel-coat (Hull & Bowsprit)
- Metallic hull paint (Hull - Aft transom - Gunwale - Bowsprit) *Solid wood slatted side decks option required*
- Retractable capstan (Bow)
- Coachroof sprayhood, Lexan rigid glazing, Charcoal Grey
- Cockpit bimini with LED lighting, Charcoal Grey
- Side sunshades for the cockpit bimini (Batyline)
- Cockpit bimini full enclosure (2 sides + aft), Charcoal Grey
- Diamante Snow sundeck for the forward deck, built-in cup holders (requires Luxe trim level)
- Dolce 51 cockpit upholstery replacing the Diamante Snow upholstery in the Luxe trim level
- Dolce 51 sundeck for the forward deck, built-in cup holders (requires Luxe trim level)
- Gas grill on the aft pulpit, removable
- LED lighting of spreaders
- Sunshade on foredeck, Charcoal Grey
- Cockpit table covers, Charcoal Grey
- Retractable stern thruster
- Black or white composite steering wheels
- Stainless steel upgrade to replace the galvanized anchor in the mooring packs
- NOMEN galvanized aluminium retractable cleats (in lieu of standard)
- Accommodation ladder
- Outboard engine bracket, on the aft pulpit
- Polyester folding gangway (2,6m / 8'6")
- Electric inflator/deflator for tender and fenders (portable, battery-powered)
- Shore fresh water supply
- Cockpit shower, additional
- Tender launching system (folding ramp with roller for recovering the aft platform, 1 manual winch)
- Seawater/fresh water deck washing pump
- 3 Underwater lights (1 forward, 2 aft)
- Composite flagstaff 1,20 m/3'11" (in lieu of standard)

DOCK & GO VERSION

- Engine: YANMAR - Common Rail - Diesel
- Swiveling Sail Drive base
- Joystick
- Vessel Management Unit (VMU)
- Bow thruster
- Autopilot



INTERIOR EQUIPMENT

LAYOUT VERSIONS

- 3 cabins 2 heads version
- 3 cabins 3 heads version
- Skipper cabin replacing the sail locker of the foredeck: Access through T70 deck hatch, Stainless steel ladder, 1 Berth, Toilet, Washbasin, Shower, 1 USB port dual port

AMBIANCE

- Interior woodwork: Alpi oak 3 gloss + Alpikord oak floorings
- Internal upholstery according to colour chart: Fabrics, Leather, Nubuck, Ultraleather

MULTIMEDIA

- TV pre-assembly on lifting system, in the saloon
- TV pre-assembly, in the forward cabin (on bulkhead)
- Hifi APOLLO + Bose 2.1 speakers, in the saloon (in lieu of standard)

DOMESTIC APPLIANCES

- Dishwasher for 6 sets
- Built-in 22 L grill and microwave combined oven
- Wine cellar 23 bottles
- 3 kg washer dryer

ON BOARD COMFORT EQUIPMENT

- Spring mattress in the aft cabins (thickness: 160mm / 6")
- Double berth in saloon (Electric table pedestal + cushion)
- Generator (7,5 KVA, 230V, 50Hz)
- Watermaker (60 l/h / 16 US Gal/h)
- Air conditioning 44 000 BTU (+ Shore socket extension cord 15m / 49'3") - 32A
- Forced air heating fuel
- Safe, in the forward cabin
- 12V / 230V inverter - 2 000 VA
- Electric battery switch (connected to the Ship Control, controls powering on or shut-off of batteries remotely)
- Lithium battery replacing the AGM batteries - Weight saving: Approximately 170 kg / 375 lbs (requires Confort trim level)
- Seawater electric pump, in galley